

STORAGE PLUS MODULE



Specification

- Solid steel container base
- Single phase power entry and distribution board
- 1 x double power point
- 2 x double fluorescent lights
- Opening double end container doors with tamper-proof lock box
- Wooden floor
- Foldaway wooden table - wall mounted
- Storage hooks on door
- Painted grey inside and out

EXTRAS (at additional cost)

- Additional power points
- Shelving
- Hooks, brackets
- Partitions
- Workbench
- Sign writing or exterior painted in colour of choice

BENEFITS

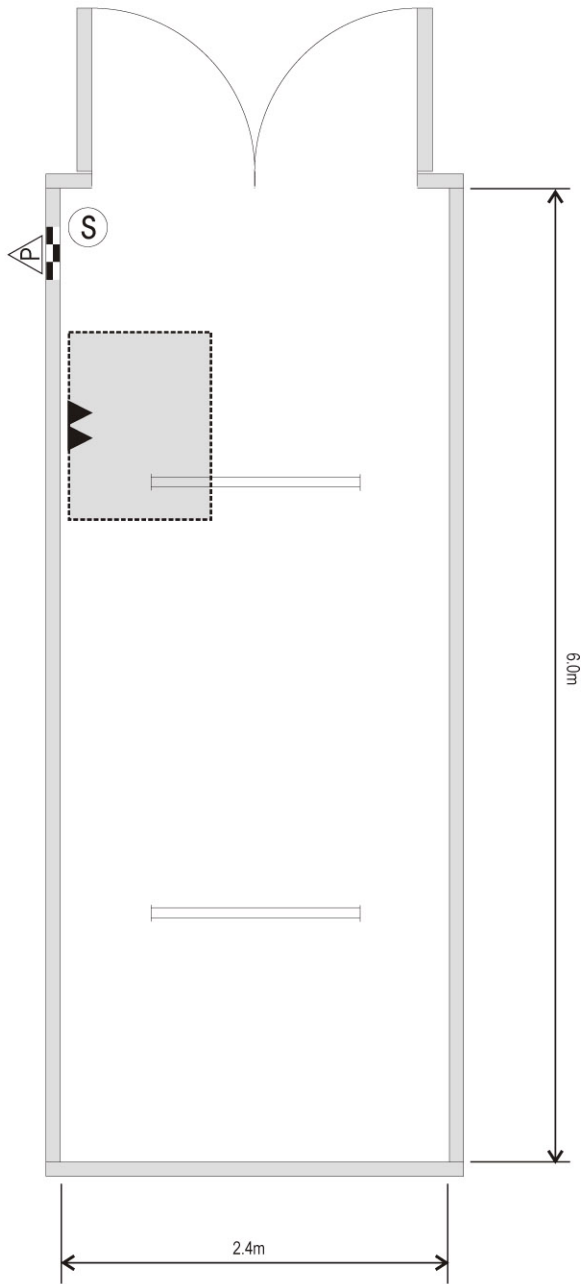
- Secure storage
- Well - lit work space
- Power for tools
- Foldaway table for work or lunch

STORAGE PLUS MODULE









DIMENSIONS

External: Length 6m, width 2.4m, height 2.6m
 Internal: Length 5.86m, width 2.33m, height 2.37m
 Cubic Capacity: 33.2 CU.M

CLIENT NOTES:



Legend:

-  power entry
-  main switch board
-  light switch
-  window
-  door
-  1200 double fluorescent light fitting
-  double power point
-  foldaway table 900 x 750

QUOTED PRICE

This quote excludes GST & is valid for 30 days.

Quoted by: _____ Date: _____